



Participant Instructions to Ask Questions Live and Evaluate Sessions with Polling Technology

Overview

The CMS 2019 Medicare Advantage & Prescription Drug Plan Spring Conference and Webcast will offer all participants an option to submit questions during the live conference in addition to offering interactive polling during presentations as well as to evaluate each session.

Ask CMS Questions during “Live” Event

Participants attending the conference in person will be able to ask questions directly to speakers during specified times in the agenda.

All participants will be able to ask their own questions by clicking here:

[2019 CMS MA & PDP Spring Conference and Webcast - Ask CMS Questions during Live Event](#)

Using Polling Technology to Interact during Presentations & Evaluate Sessions

Below are instructions on how to use Poll Everywhere® polling technology to interact during presentations and to evaluate the conference sessions. There are two options for participation. Select the link below based on your preference.

1. [Text Message](#) – Participants can respond from smart phones by sending a text message.
2. [Web Browser](#) – Participants can respond by accessing the unique Poll Everywhere® web page from any device (smart phone, tablet, or computer) connected to the internet.

During the event, if you experience any technical issues relating to Poll Everywhere® polling technology, please submit them to tklagholz@provider-resources.com. All other issues and comments should be sent to CTEOTechSupport@cms.hhs.gov.

Important Note: Viewing Tip for Webcast Participants

Participants attending via webcast can view the conference via **YouTube®**.

To view and access the webcast, use **Google Chrome**.

Using an Ethernet connection for a computer or laptop, instead of Wi-Fi, may increase the webcast streaming speed and prevent delays.

Alternative Option for Participants

If you are unable to access and/or view via YouTube®, there is a dial-in conference line available for you to ‘listen only.’ Due to the limited number of conference lines, we’ll need you to send an email request to CTEO@cms.hhs.gov in order to obtain this information.

Text Message Instructions for Polling

Joining Poll Everywhere®

1. **Take** out your cell phone.
2. **Select** your text message screen.
3. **Create** a new message.
4. **Type 22333** into the recipient/to box.




5. **Type CMS2019Spring** into the message box (not case sensitive).
6. **Send** your message.
7. You will receive a response stating **“You have joined CMS2019Spring Conf’s session.”** You are now connected and will remain connected for the entire conference.



Note: The session will remain open throughout the conference; however, you can only submit an answer when the moderator/speaker is instructing participants to answer questions.

Responding to a Poll during the Presentation via Text


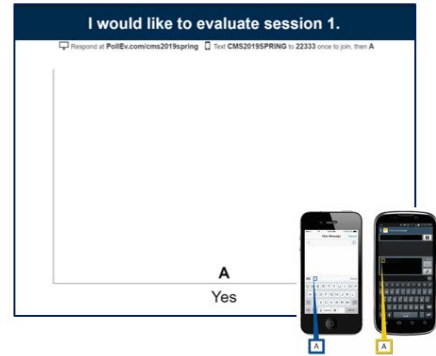
1. **Enter** your response each time the poll is conducted by typing the letter that corresponds (A, B, C, D, E).
2. **Send** your message.



Note: To officially log out of polling for the day, type “Leave” into your message box and click send.

Responding to the End-of-Session Evaluation Questions via Text

1. When prompted by the moderator, **enter** your response “**A**” to the question: “I would like to evaluate the Session.”
2. **Send** your message.
3. You will receive via text the following message: “Hello. Please evaluate this session <https://pollev.com/surveys/G3B8-RBlj/intro.”>”
4. **Click** the link and you will be taken to the Poll Everywhere® site.
5. **Choose “Start”** and you will be presented with the evaluation questions one at a time.
6. **Select your answer** and click “**Next**” to advance to each question.
7. **Submit** your response by choosing “**Finish.**”



Note: To officially log out of polling for the day, type “**Leave**” into your message box and click send.

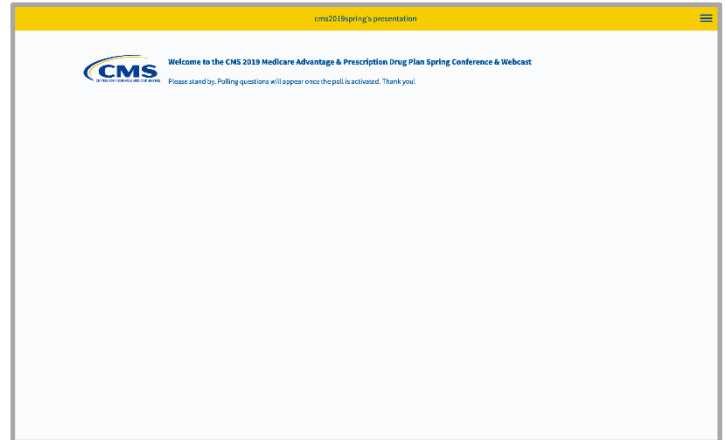
Web Browser Instructions for Polling

Joining Poll Everywhere® and Responding to Evaluations

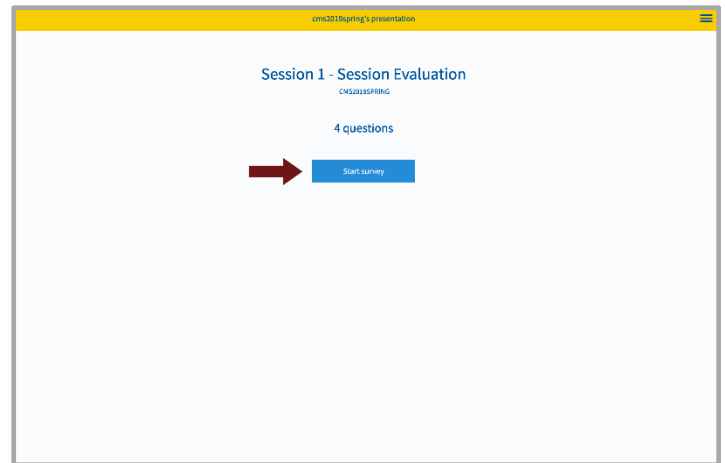
1. Go to: <http://pollev.com/cms2019spring>

Welcome Page:

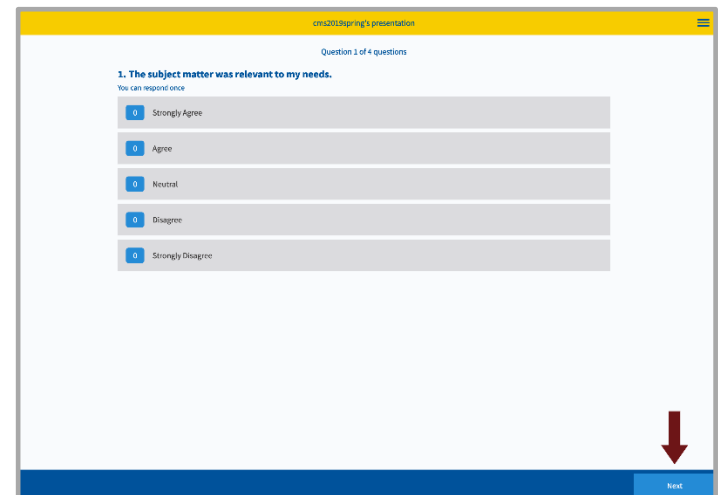
When you see this welcome page, **the poll is not in session**. Please wait for the moderator to open the poll.



2. Choose “Start survey” and you will be presented with the evaluation questions one at a time.



3. Submit your answer and click “Next” to advance to each question.



4. Submit your survey by choosing “Finish.”

