

Limited English Proficiency Among Medicare Beneficiaries

For more details on the MCBS, visit: www.cms.gov/Research-Statistics-Data-and-Systems/Research/MCBS.

December 2024

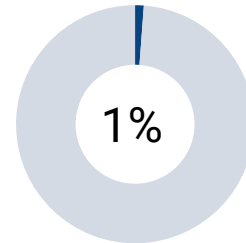
This infographic shows percentages of Medicare beneficiaries with limited English speaking proficiency¹ or limited English reading proficiency² living in the community in 2023, overall and by race/ethnicity.³



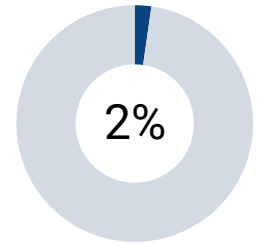
8%

have limited English speaking proficiency

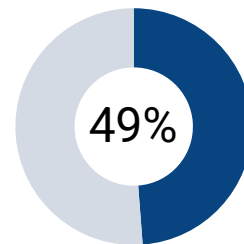
Limited English Speaking Proficiency by Race/Ethnicity³



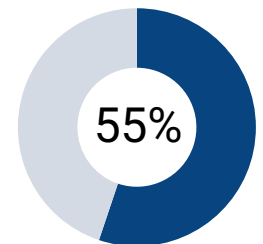
White non-Hispanic



Black non-Hispanic



Asian



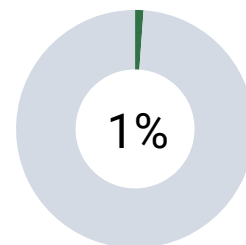
Hispanic



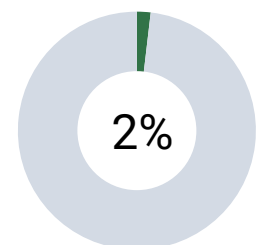
7%

have limited English reading proficiency

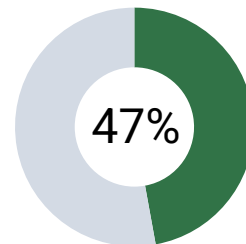
Limited English Reading Proficiency by Race/Ethnicity³



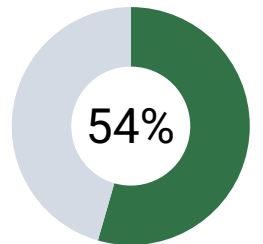
White non-Hispanic



Black non-Hispanic



Asian



Hispanic

¹ Beneficiaries who do not speak English at home and speak English less than "very well" were categorized as having limited English speaking proficiency.

² Beneficiaries who do not speak English at home and read English less than "very well" were categorized as having limited English reading proficiency.

³ Beneficiaries reported as White and not of Hispanic origin were coded as White non-Hispanic; beneficiaries reported as Black/African-American and not of Hispanic origin were coded as Black non-Hispanic; beneficiaries reported as Hispanic, Latino/Latina, or of Spanish origin, regardless of their race, were coded as Hispanic. "The "Other" race/ethnicity category includes other single races not of Hispanic origin (including American Indian or Alaska Native, Asian, Native Hawaiian or Other Pacific Islander), or Two or More Races.

SOURCE: Centers for Medicare & Medicaid Services. 2023 MCBS Survey File – Early Release.

This infographic presents estimates for beneficiaries who were enrolled in Medicare at any point in 2023 and were still alive, living in the community, and eligible and enrolled in Medicare at the time of their Fall 2023 interview. The dataset includes 12,998 beneficiaries (weighted N = 64,084,329). "Beneficiaries living in the community" refers to beneficiaries who live in their own residence or with family or friends (i.e., not in a long-term care facility such as a nursing home). Responses of "Don't Know" and "Refused" (<1% of responses) were excluded. This communication was printed, published, or produced and disseminated at U.S. taxpayer expense.