

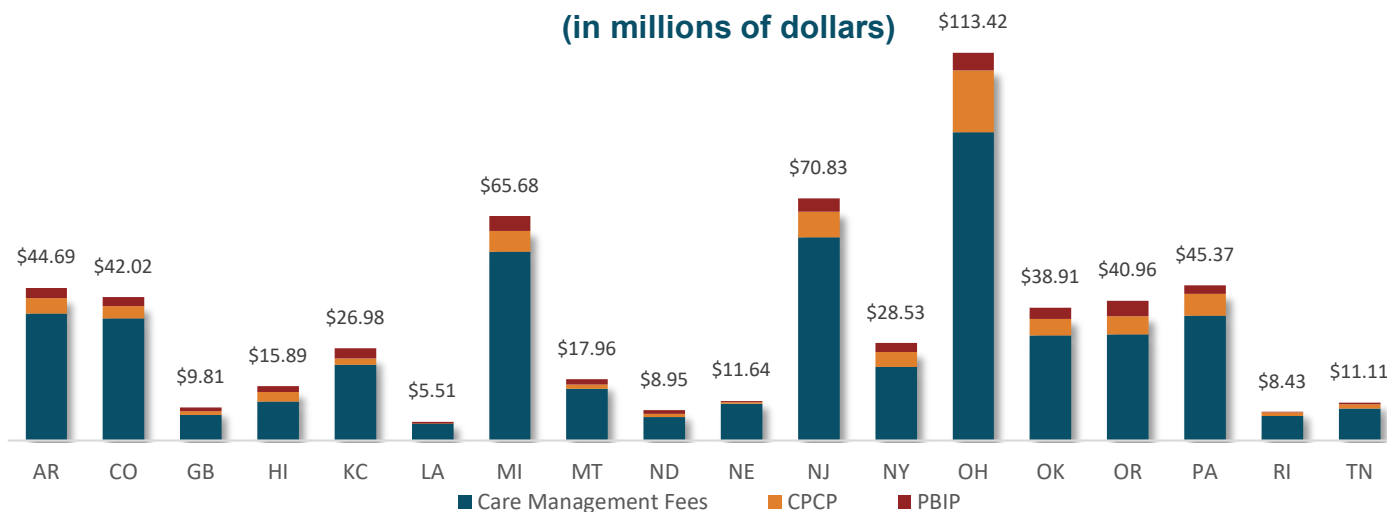
CPC+ Medicare Payments

Calendar Year 2018

To support the delivery of comprehensive primary care, Round 1 and Round 2 CPC+ practices receive three payment elements: **care management fees**, prospective **performance-based incentive payments (PBIP)** subject to reconciliation, and a hybrid of fee-for-service (FFS) and **Comprehensive Primary Care Payments (CPCP)** for Track 2 practices.

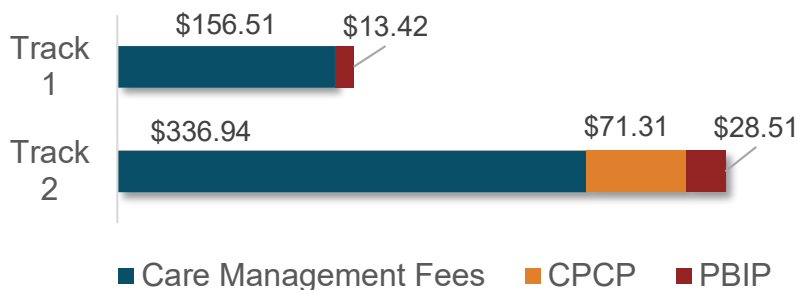
TOTAL CPC+ PAYMENTS BY REGION

(in millions of dollars)



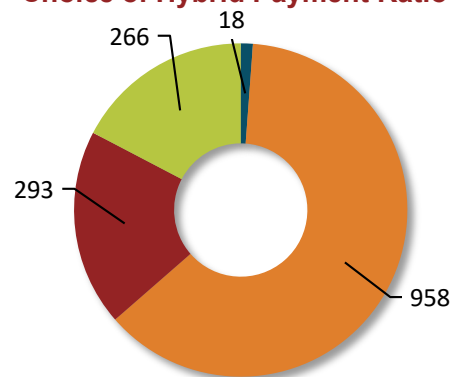
TOTAL CPC+ PAYMENTS BY TRACK

(in millions of dollars)



HYBRID PAYMENT CHOICES

Number of Track 2 Practices by Choice of Hybrid Payment Ratio



OVERALL MEDICARE PAYMENTS

(per beneficiary per month)



* Estimated Medicare FFS expenditures based on a 12-month average from Oct. 2017–Sept. 2018

Figures based on actual payments made in 2018 (Jan.–Dec.). These figures do not represent an evaluation of this work or CPC+ itself. For more information, visit <https://innovation.cms.gov/initiatives/comprehensive-primary-care-plus>.

