

ESRD Treatment Choices (ETC) Introduction to 4Innovation (4i)

CMS/CMMI
May 2022

508 Disclaimer: This presentation and information contained therein may not adhere to Section 508 Compliance standards and guidelines for accessibility by persons who are visually impaired. Those who are visually impaired should contact the Business Operations Support Center at 1-888-734-6433 (option 1, then option 6) for assistance.



Agenda

ETC Team Welcome

Introduction to 4Innovation (4i)

Demonstration

Access to 4i

- Invitation to 4i
- Registration Process
- Multi-factor Authentication (MFA)
- Remote Identify Proofing (RIDP)

Manage Bulk Invitations

Participant Management

- View Managing Clinician Participant Information
- View Dialysis Facility Participant Information

Contact Management

- Invite Other Contacts to 4i
- Terminate a Contact

ETC User Roles & Access

- ETC Participant Executive
- ETC Participant Admin

My Agreements

- Sign Data Sharing Agreements
- View Active Data Sharing Agreements

Data Hub

- Download Functionality
- Archive Functionality

Questions and Answers

Final Overview

Introduction to ESRD Treatment Choices Model

- Mandatory model for ESRD facilities and Managing Clinicians in Selected Geographic Areas
- Established in Specialty Care Models final rule (85 FR 61114), updated in CY 2022 ESRD PPS final rule (86 FR 61874)
- Model Timeline
 - Home Dialysis Payment Adjustment (HPDA) – January 1, 2021 – December 31, 2023
 - Performance Payment Adjustment (PPA)

	Measurement Year	PPA Period
1	1/1/21 – 12/31/21	7/1/22 – 12/31/22**
2	7/1/21 – 6/30/22*	1/1/23 – 6/30/23
3	1/1/22 – 12/31/22*	7/1/23 – 12/31/23
4	7/1/22 – 6/30/23	1/1/24 – 6/30/24
5	1/1/23 – 12/31/23	7/1/24 – 12/31/24
6	7/1/23 – 6/30/24	1/1/25 – 6/30/25
7	1/1/24 – 12/31/24	7/1/25 – 12/31/25
8	7/1/24 – 6/30/25	1/1/26 – 6/30/26
9	1/1/25 – 12/31/25	7/1/26 – 12/31/26
10	7/1/25 – 6/30/26	1/1/27 – 6/30/27

Note: * Current MY
** Upcoming PPA Period



Introduction to 4Innovation (4i)

4Innovation (4i) is a user friendly system used primarily to manage Alternative Payment Model (APM) participation. 4i supports reusable features allowing APMs to easily manage agreements, participants and contacts, deliver data files and reports, and distribute resources and notifications. Centers for Medicare & Medicaid Innovation (CMMI) conceptualizes a variety of innovative models every year.

Introduction to 4Innovation (4i)

Cont'd

As part of the ETC Model, you will be asked to attest and sign legal agreements between CMS and your organization through the 4i system by creating or updating login credentials in 4i to complete the onboarding process and signing your Data Sharing Agreement to access ETC reports in 4i Data Hub

Once you have completed the 4i sign up process, you will have access to the following features:

- My Details – Participation Details Page (5/6)
- My Agreements – Data Sharing Agreements (5/6)
- Data Hub (5/6)
 - PPA Reports and Attribution Beneficiary Data (6/1)

Demonstration

4i Invitation



INVITATION TO ACCESS THE CMS 4INNOVATION (4i) SYSTEM

Welcome John Doe!

CMS has invited you to access the 4i system. The 4i system is used to view and manage participants and their agreements with the Direct Contracting (DC) model, Primary Care First (PCF) model, ESRD Treatment Choices (ETC) model, and Kidney Care Choices (KCC) model. Your role and level of access have been assigned based on your currently assigned duties in support of DC, PCF, ETC and KCC.

First & Last Name: **John Doe**

Security Key: 627936f0-c2ab-11ec-bc2d-8be8002423f6

Email: **John.Doe@etc.org**

Model: **End-Stage Renal Disease (ESRD) Treatment Choices (ETC)**

You can click on the button below to register for a new account. If you already have a 4i account, click on the button to establish access to another model.

[CREATE ACCOUNT](#)

Link Expires in 15 days

For technical assistance please contact 1-888-734-6433, Option 1.

For questions related to the DC model, please email DPC@cms.hhs.gov.

For questions related to the KCC model, please email KCF-CKCC-CMMI@cms.hhs.gov.

For questions related to the PCF model, please email PCFTechnicalSupport@cms.hhs.gov.

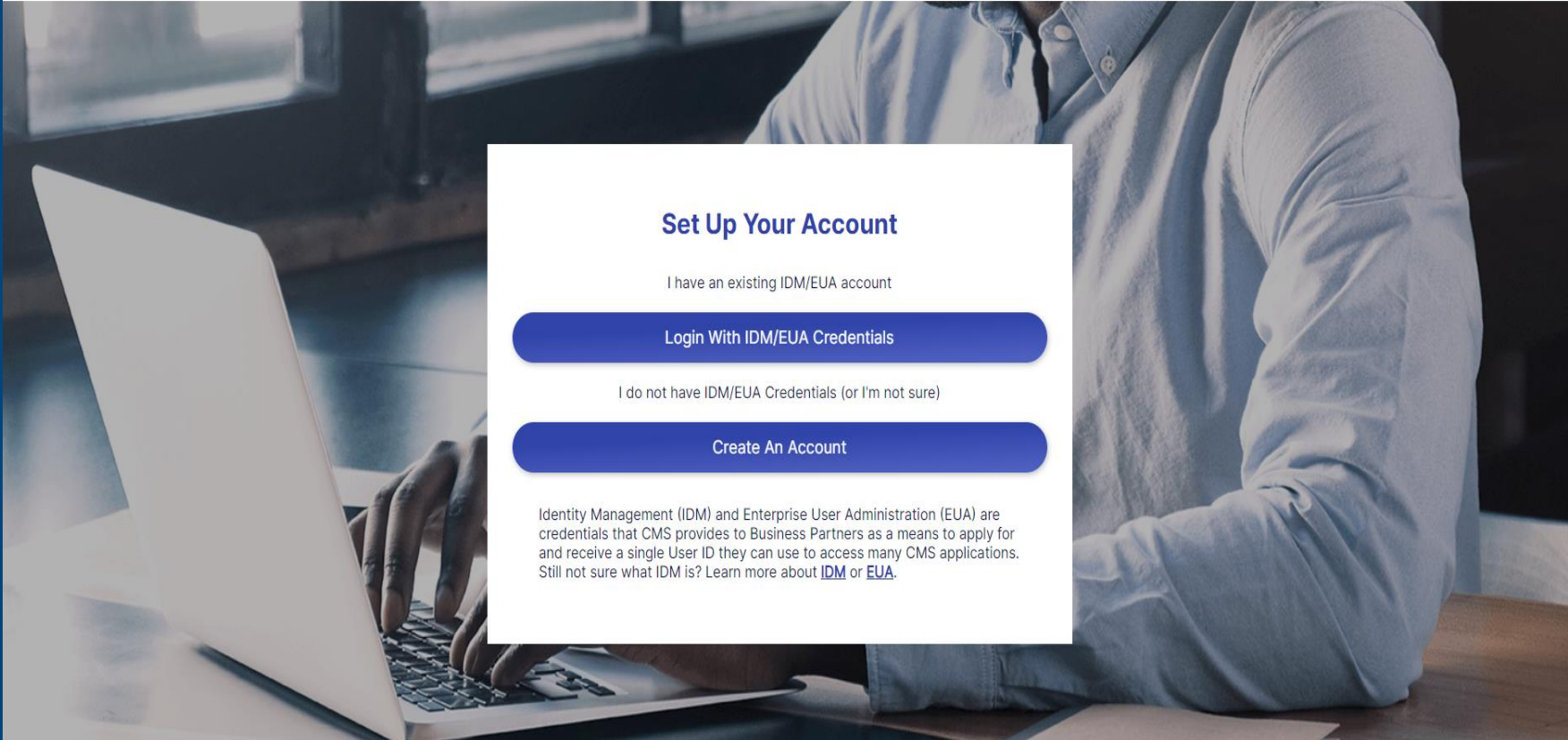
For questions related to the ETC model, please email ETC-CMMI@cms.hhs.gov.

Thank you.

Disclaimer: This communication material was prepared as a service to the public and is not intended to grant rights or impose obligations. It may contain references or links to statutes, regulations, or other policy materials. The information provided is only intended to be a general summary. It is not intended to take the place of either the written law or regulations. We encourage readers to review the specific statutes, regulations, and other interpretive materials for a full and accurate statement of its contents.



Registration Process



Set Up Your Account

I have an existing IDM/EUA account

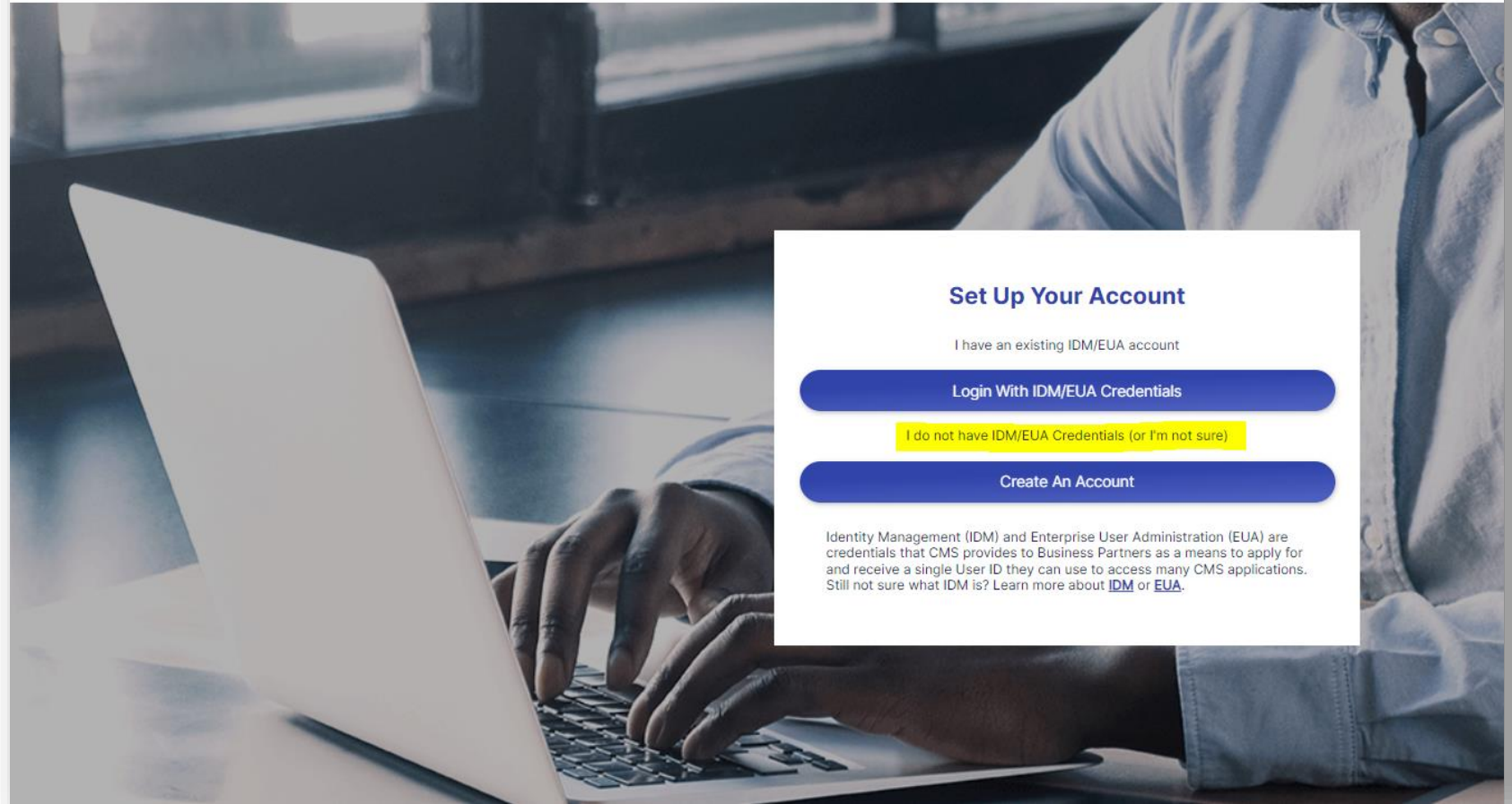
[Login With IDM/EUA Credentials](#)

I do not have IDM/EUA Credentials (or I'm not sure)

[Create An Account](#)

Identity Management (IDM) and Enterprise User Administration (EUA) are credentials that CMS provides to Business Partners as a means to apply for and receive a single User ID they can use to access many CMS applications. Still not sure what IDM is? Learn more about [IDM](#) or [EUA](#).

Registration: Non Existing IDM User Process



Note: An IDM account ensures that only authorized users can access protected information and CMS systems

Create IDM Account:

Terms and Conditions

1 Agreement

2 Profile

3 Security

4 Credentials

Terms & Conditions

OMB No.0938-1236 | Expiration Date: 03/31/2021 | [Paperwork Reduction Act](#)

Updated Departmental Standard Warning Banner for HHS Information Systems, Memo dated July 14, 2016

This warning banner provides privacy and security notices consistent with applicable federal laws, directives, and other federal guidance for accessing this Government system, which includes (1) this computer network, (2) all computers connected to this network, and (3) all devices and storage media attached to this network or to a computer on this network. This information system is provided for Government-authorized use only.

Unauthorized or improper use of this system is prohibited and may result in disciplinary action and/or civil and criminal penalties.

I have read and accept the terms and conditions

Cancel

Next →

Create IDM Account:

User Profile

 Agreement

2 Profile

3 Security

4 Credentials

User Profile

Please enter your name and email as it appears in your invitation

First Name

Last Name

Email

Organization (optional)

Phone (optional)

Ex. 1234567890

[← Back](#)

[Next →](#)



Agreement Profile **3** Security **4** Credentials

Security Question for Password

Select a forgotten password question so you can reset your password in case you have trouble logging in to your account

Question

What is your favorite movie quote?

Answer

- Answer to a security question must be at least four characters long.
- Answer to a security question cannot be the user's password or user name.
- Answer to the security question cannot contain part of the question

Back


Next



Set Recovery Question to Recover Password


Create Username and Password



 Agreement

 Profile

 Security

 4 Credentials

Username & Password

Username

Username is **required**

Password

Password is **required**

- ✔ A minimum of 8 characters.
- ✔ An uppercase letter (A-Z).
- ✔ A lowercase letter (a-z).
- ✔ A number (1-9).
- ✔ A special character (Ex: !@\$%)

Confirm Password

Confirm Password is **required**

 Back

Submit 



Multi Factor Authentication (MFA)

MFA is an approach to security authentication that requires more than one credential for verification.

When logging into 4i users are required to provide an IDM ID and password, and will be asked to verify a security code by one of the following methods:

- Google Authenticator
- Okta Verify
- SMS Verification
- Email
- Voice Call Authentication

Note: Users are required to select at least one MFA method during initial 4i account setup

Multi Factor Authentication (MFA)



Multi-Factor Authentication

MFA Setup



Google Authenticator

Use your smart phone to authenticate by generating passcodes.

SETUP



Okta Verify

Use your smart phone to authenticate by generating passcodes.

SETUP



SMS Authentication

Enter a single-user code sent to your mobile phone.

SETUP



Voice Call Authentication

Use a phone to authenticate by following voice instructions.

SETUP

Security Question Setup



Select a forgotten password question so you can reset your password in case you have trouble logging into your account.

RESET

Multi Factor Authentication (MFA) Cont'd



Multi-Factor Authentication Setup



SMS Authentication

1 Text Message Verification

Enter the phone # you'll use to receive codes via text messages, then click Send Code to verify that it works.

Phone Number *

Ex: 1111232345

Enter your number the way you normally dial it. Do not add your country code prefix

Send Code

2 Verification Code

[Back to Factor List](#)

[Log out](#)

CMS Remote Identity Proofing (RIDP)

All users requesting access to protected CMS information or systems must verify their identity to gain access.

CMS systems use Experian, an external identification verification provider, to perform identity proofing remotely.

- Users will be asked to provide a set of core credentials which include your full legal name, Social Security number, date of birth, current residential address, and phone number.
- The Experian identity verification service will use the information provided to locate your personal information in Experian and generate a set of questions.
- Experian will attempt to verify your identity to the appropriate level of assurance with the information you provide.
- Experian verifies the information against its records and may present you with questions based on your credit profile.
- The questions and answers, including financial history, are strictly between you and Experian; CMS will not store this information
- For additional information please review the CMS Privacy Statement

CMS Remote Identity Proofing (RIDP)



For security reasons, we need additional information to verify who you are. We securely send your information to Experian and we do not save it.

Verify Your Identity



I completed this by phone and have a reference number

ENTER REFERENCE NUMBER

I DON'T HAVE A REFERENCE NUMBER



RIDP: Out of the Wallet Questions

Personal Information 2 Security Questions

Security Questions

You may have opened a mortgage loan in or around November 2016. Please select the lender to whom you currently make your mortgage payments. If you do not have a mortgage, select 'NONE OF THE ABOVE/DOES NOT APPLY'.

- FREDDIE MAC
- STANDARD FEDERAL BANK CORP
- MORTGAGE COMPANIES
- NATIONAL CITY MTG
- NONE OF THE ABOVE/DOES NOT APPLY

You may have opened a (BAC/FLEET-BKCARD) credit card. Please select the year in which your account was opened.

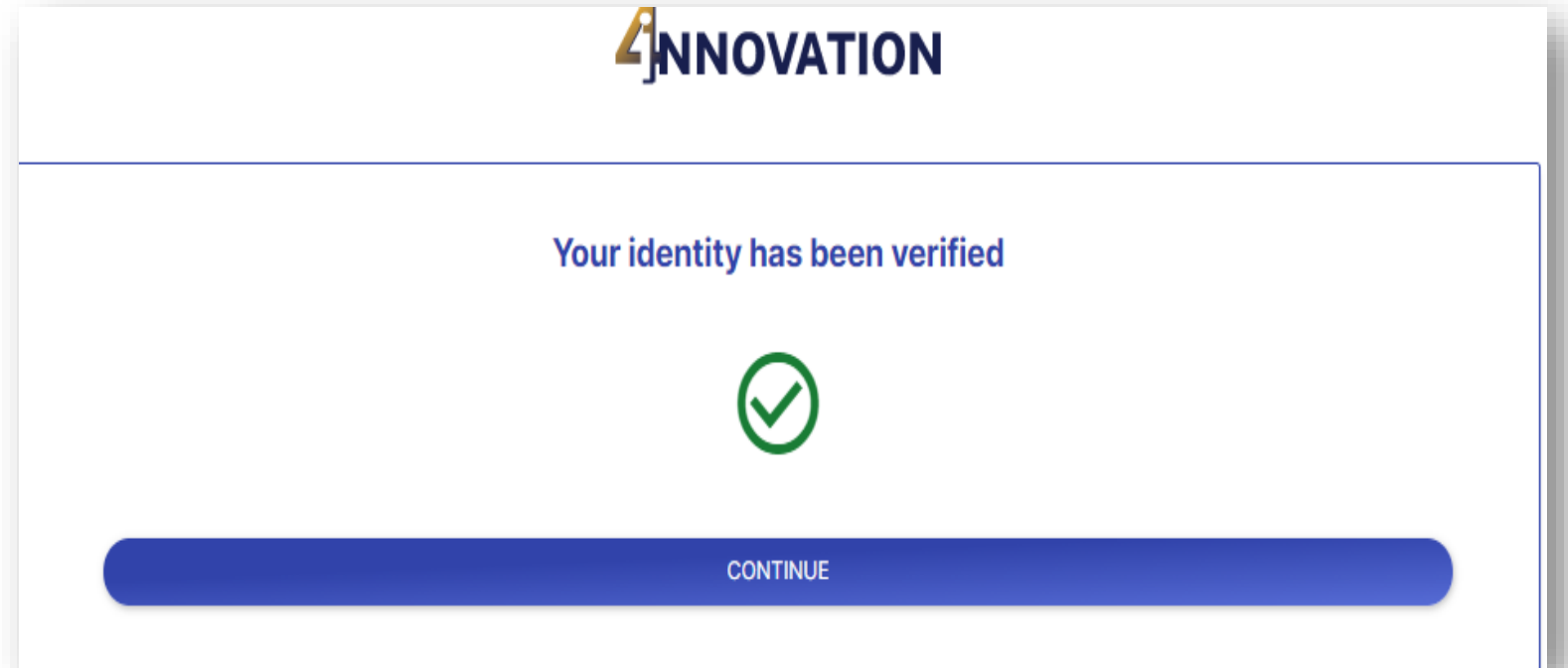
- 2013
- 2015
- 2017
- 2019
- NONE OF THE ABOVE/DOES NOT APPLY

You may have opened an auto loan in or around October 2017. Please select the lender for this account. If you do not have such an auto loan, select 'NONE OF THE ABOVE/DOES NOT APPLY'.

- AMERICAN HONDA FIN
- ONYX ACCEPT
- BMW FINANCIAL SVCS
- VOLKSWAGEN CREDIT
- NONE OF THE ABOVE/DOES NOT APPLY

RIDP:

Success Message



User Supporting More than one Participant

- After your initial invitation, Users supporting more than one participants can expect to receive multiple 4i invitations.
- The same IDM credentials must be used for each subsequent invitation received.
- Do not create unique IDM credentials for each participant.
- You have the option of using the bulk invitation feature in 4i to accept multiple invitations or you can complete the sign-up process using the link provided in the email invitation.

Manage Bulk Invitations

4INNOVATION

Model: End-Stage Renal Disease (ESRD) Treatment Choices (ETC) ⌵

Account Settings

Profile Security **Invitations**

My Invitations

Pending Accepted Expired Accept

Select Invitations	Invited By ↑↓	Role(s) ↑↓	Model Type ↑↓	Expiration Date ↑↓
<input type="checkbox"/> Select All	Filter by Invited By	Filter by Role(s)	Filter by Model Type	Filter by Expiration Date
<input type="checkbox"/>	John Doe	CMS Admin	ETC	05/07/2022 10:16 PM
<input type="checkbox"/>	John Doe	HRSA	ETC	05/07/2022 10:16 PM

Showing 1 to 2 of 2 invitations

« < 1 > »

Participant Management:

View Managing Clinicians Participant Information

The screenshot shows the 'My Details' page in the iINNOVATION system. The page title is 'Model: End-Stage Renal Disease (ESRD) Treatment Choices (ETC)'. The left sidebar contains navigation options: Notifications, My Details (highlighted with a red box), My Agreements, User Management, Data Hub, Knowledge Library, and Configuration. The main content area has a search bar for 'Filter ETC Participants, CCN or NPI'. Below the search bar, it indicates 'Showing 10 Participant(s)'. A table lists participants, with one entry highlighted: 'ETC User' (highlighted with a red box), 'Active' status, 'NPI 1111111110', and 'Participant Type Managing Clinician' (highlighted with a red box).

The screenshot shows the 'ETC User' overview page. The page title is 'Model: End-Stage Renal Disease (ESRD) Treatment Choices (ETC)'. The left sidebar is the same as the previous screenshot, with 'My Details' highlighted. The main content area has a 'Back' button and the title 'ETC User'. Below this is an 'OVERVIEW' section with a dark blue background and white text: 'Managing Clinician' and 'NPI -1111111110'. At the bottom, there are two tabs: 'Participation Details' (active) and 'Contacts'.

Participant Management: View Managing Clinicians Participant Information

Cont'd

Participation Details Contacts

Participant Information

First Name: ETC
Last Name: User
Measurement Year: MY1, MY3
Participation Type: [Managing Clinician](#)
NPI: 1111111110

General Information

For more information about the ETC model, please visit the ETC Model website at <https://innovation.cms.gov/innovation-models/esrd-treatment-choices-model>
If you have questions please contact the ETC Model helpdesk at ETC-CMMI@cms.hhs.gov.
For additional information about the ETC Learning Collaborative, please visit <https://qnetconfluence.cms.gov/display/ETCLC/End+Stage+Renal+Disease+Treatment+Choices+Learning+Collaborative> or contact TAQILinfo@hsag.com
As a reminder, please ensure your practice location and mailing zip code, name, address, and other information are accurate in PECOS and other CMS data systems. The HRR was matched to the claim service facility zip code or the rendering physician zip code for the ESRD Facility and Managing Clinician, respectively.
Disclaimer: The contents of this page do not have the force and effect of law and are not meant to bind the public in any way, unless specifically incorporated into a contract. This document is intended only to provide clarity to the public regarding existing requirements under the law.

Measurement Years (MYs)

MY1 / PPA1 - 01/01/2021 through 12/31/2021
MY2 / PPA2 - 07/01/2021 through 06/30/2022
MY3 / PPA3 - 01/01/2022 through 12/31/2022
MY4 / PPA4 - 07/01/2022 through 06/30/2023
MY5 / PPA5 - 01/01/2023 through 12/31/2023
MY6 / PPA6 - 07/01/2023 through 06/30/2024
MY7 / PPA7 - 01/01/2024 through 12/31/2024
MY8 / PPA8 - 07/01/2024 through 06/30/2025
MY9 / PPA9 - 01/01/2025 through 12/31/2025
MY10 / PPA10 - 07/01/2025 through 06/30/2026

Performance Payment Adjustment (PPA) Periods

PPA Period 1 - 07/01/2022 through 12/31/2022
PPA Period 2 - 01/01/2023 through 06/30/2023
PPA Period 3 - 07/01/2023 through 12/31/2023
PPA Period 4 - 01/01/2024 through 06/30/2024
PPA Period 5 - 07/01/2024 through 12/31/2024
PPA Period 6 - 01/01/2025 through 06/30/2025
PPA Period 7 - 07/01/2025 through 12/31/2025
PPA Period 8 - 01/01/2026 through 06/30/2026
PPA Period 9 - 07/01/2026 through 12/31/2026
PPA Period 10 - 01/01/2027 through 06/30/2027

Participant Management:

View Dialysis Facility Participant Information

The screenshot shows the 4INNOVATION web application interface. At the top, the logo '4INNOVATION' is on the left, and a user profile 'John' with a notification badge '2' is on the right. Below the logo is a navigation menu with items: Notifications, My Details (highlighted with a red box), My Agreements, User Management, Data Hub, Knowledge Library, and Configuration. The main header area displays 'Model: End-Stage Renal Disease (ESRD) Treatment Choices (ETC)'. The main content area is titled 'My Details' and includes a search bar for 'Filter ETC Participants, CCN or NPI'. Below the search bar, it says 'Showing 10 Participant(s)'. A table lists participants, with one entry highlighted: 'ETC User' (highlighted with a red box), 'Active' status, 'CCN 111119', and 'Participant Type ESRD Facility (Dialysis Facility)' (highlighted with a red box).

The screenshot shows the 4INNOVATION web application interface for the 'ETC User' overview page. The navigation menu is the same as in the previous screenshot, with 'My Details' highlighted. The main header area displays 'Model: End-Stage Renal Disease (ESRD) Treatment Choices (ETC)'. The main content area is titled 'ETC User' and includes a 'Back' button. Below the title is an 'OVERVIEW' section with a dark blue background and white text: 'ESRD Facility (Dialysis Facility)' and 'CCN -111119'. At the bottom of the page, there are two buttons: 'Participation Details' and 'Contacts'.

Participant Management: View Dialysis Facility Participant Information Cont'd

Participation Details + Contacts

Participant Information

First Name: ETC
Last Name: User
Measurement Year: MY1, MY3
Participation Type: [ESRD Facility \(Dialysis Facility\)](#)
CCN: 111119

General Information

For more information about the ETC model, please visit the ETC Model website at <https://innovation.cms.gov/innovation-models/esrd-treatment-choices-model>
If you have questions please contact the ETC Model helpdesk at ETC-CMMI@cms.hhs.gov.

For additional information about the ETC Learning Collaborative, please visit <https://qnetconfluence.cms.gov/display/ETCLC/End+Stage+Renal+Disease+Treatment+Choices+Learning+Collaborative> or contact TAQILinfo@hsag.com

As a reminder, please ensure your practice location and mailing zip code, name, address, and other information are accurate in PECOS and other CMS data systems. The HRR was matched to the claim service facility zip code or the rendering physician zip code for the ESRD Facility and Managing Clinician, respectively.

Disclaimer: The contents of this page do not have the force and effect of law and are not meant to bind the public in any way, unless specifically incorporated into a contract. This document is intended only to provide clarity to the public regarding existing requirements under the law.

Measurement Years (MYs)

MY1 / PPA1 - 01/01/2021 through 12/31/2021
MY2 / PPA2 - 07/01/2021 through 06/30/2022
MY3 / PPA3 - 01/01/2022 through 12/31/2022
MY4 / PPA4 - 07/01/2022 through 06/30/2023
MY5 / PPA5 - 01/01/2023 through 12/31/2023
MY6 / PPA6 - 07/01/2023 through 06/30/2024
MY7 / PPA7 - 01/01/2024 through 12/31/2024
MY8 / PPA8 - 07/01/2024 through 06/30/2025
MY9 / PPA9 - 01/01/2025 through 12/31/2025
MY10 / PPA10 - 07/01/2025 through 06/30/2026

Performance Payment Adjustment (PPA) Periods

PPA Period 1 - 07/01/2022 through 12/31/2022
PPA Period 2 - 01/01/2023 through 06/30/2023
PPA Period 3 - 07/01/2023 through 12/31/2023
PPA Period 4 - 01/01/2024 through 06/30/2024
PPA Period 5 - 07/01/2024 through 12/31/2024
PPA Period 6 - 01/01/2025 through 06/30/2025
PPA Period 7 - 07/01/2025 through 12/31/2025
PPA Period 8 - 01/01/2026 through 06/30/2026
PPA Period 9 - 07/01/2026 through 12/31/2026
PPA Period 10 - 01/01/2027 through 06/30/2027



ETC User Roles & Access

- ETC Participant APM Executive can...
 - View ETC Participants they have access too
 - Invite other ETC Participants Users for all roles
 - Terminate any contact under their participating entity
 - Sign Data Sharing Agreements
 - Download Data Hub files
- ETC Participant APM Secondary Contact can...
 - View ETC Participants they have access too
 - Invite other ETC Participants Users as an Admin (cannot invite a user as an Executive)
 - Terminate Participant Admin contact under their participating entity
 - View Data Sharing Agreements
 - Download Data Hub files

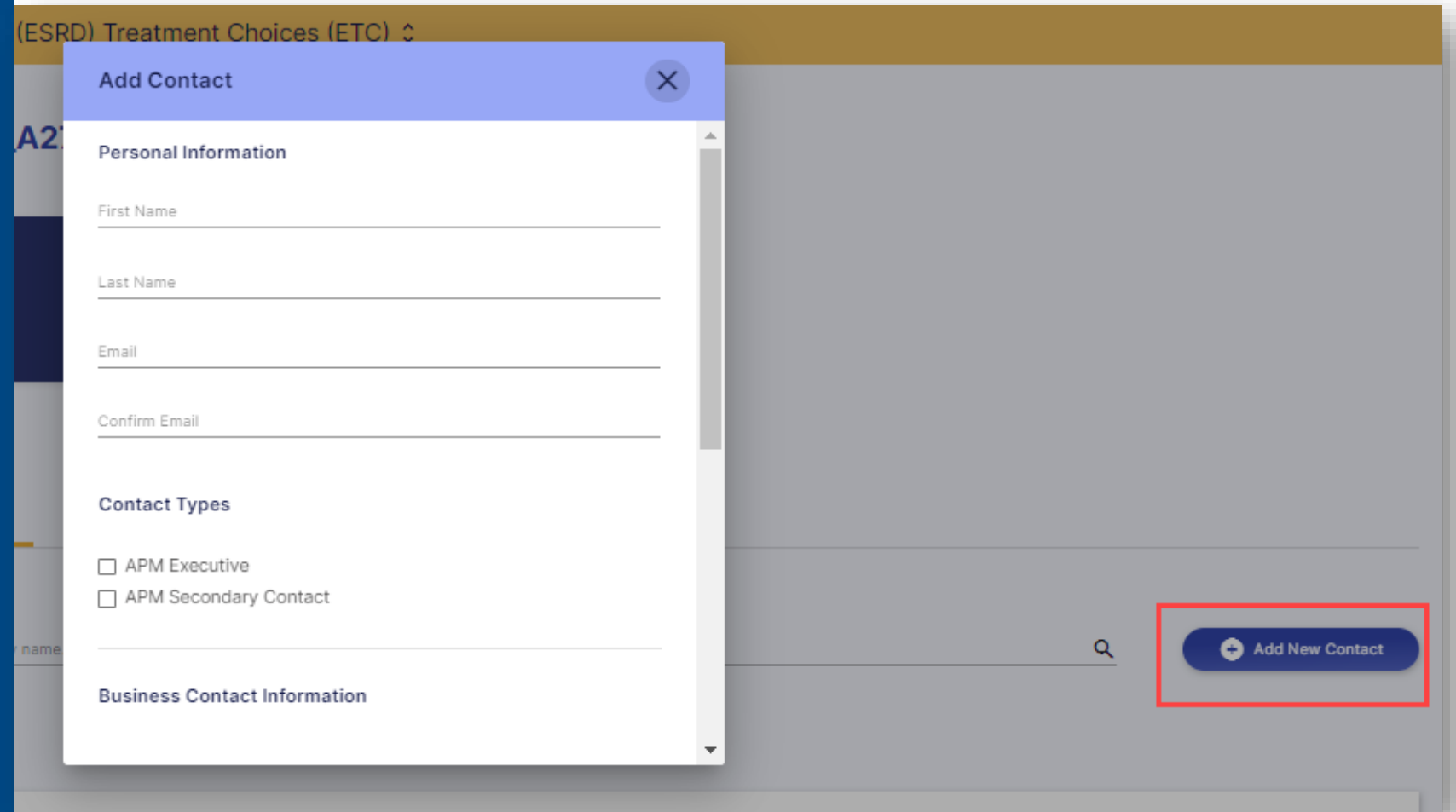
Contact Management: Invite Other Users into 4i

The screenshot displays the 4i INNOVATION user management interface. At the top, the header shows the 4i INNOVATION logo, a notification icon with a '3' badge, and a user profile for 'Joe J'. The main navigation sidebar on the left includes: Notifications, My Details (highlighted with a red box), My Agreements, User Management, Data Hub, Knowledge Library, and Configuration. The main content area is titled 'Model: End-Stage Renal Disease (ESRD) Treatment Choices (ETC)'. Below this, there is a 'Back' button and the title 'ETC User'. An 'OVERVIEW' card shows 'Managing Clinician NPI -1111111114'. A 'Participation Details' section contains a '+ Contacts' button (highlighted with a red box). Below this is a search bar with a dropdown for 'Name' and a search input 'Search by name...'. An 'Add New Contact' button (highlighted with a red box) is located in the bottom right corner. Below the main content area, there are four sections: 'Active Users' (3), 'Invited Users' (0), 'Expired Invitations' (3), and 'Terminated Users' (0). The 'Active Users' section shows a card for 'John Doe' with 'Contact Types' listed as 'APM Secondary Contact'. The 'Expired Invitations' section shows a card for 'John Doe' with 'Contact Types' as 'APM Executive' and an 'Expiration Date: Mar 9, 2022'. The 'Invited Users' and 'Terminated Users' sections both display a message: 'No contacts have been invited/terminated.'

Contact Management:

Invite Other Users into 4i

Cont'd



Contact Management: Terminating an User

Participation Details | **Contacts**

Name Search by name...

Active Users **13**

> John Doe	Contact Types APM Executive	
-------------	--------------------------------	--

Terminating Contact

Are you sure you want to terminate John Doe?
Terminations are effective immediately.

Successfully deactivated contact: John Doe

My Agreements:

Signing Data Sharing Agreements (DSA)

Model: End-Stage Renal Disease (ESRD) Treatment Choices (ETC) ⌵

My Agreements

Pending Participant Signature

Data Sharing Agreements

NPI/CCN ↑↓	Participant Name/LBN ↑↓	Agreement ID ↑↓	Agreement Start Date ↑↓	Agreement End Date ↑↓	Actions
Filter by NPI/CCN	Filter by Participant Name/LBN	Filter by Agreement ID	Filter by Agreement Start	Filter by Agreement End	
111114	John Doe	11114-DSA1-MY1	N/A	N/A	

My Agreements: Signing Data Sharing Agreements (DSA)

Cont'd

remains a covered entity, and the data has been incorporated into the subject beneficiaries' medical records that are part of a designated record set under HIPAA.

21. The ETC Participant shall destroy all other data within 30 calendar days of the expiration or termination of the ETC Model, or within 30 calendars days of receiving notification from CMS that the ETC Participant is not participating in the ETC Model, except as CMS and HRSA together authorize in writing or as otherwise required by law. The ETC Participant shall document in writing its destruction of such data and substantiation of such destruction.

Signatures

ETC PARTICIPANT

Legal Business Name:
John Doe

CMS Certification Number (CCN): 111114

Data custodian (primary) first and last name:
Jill Jones

Data custodian (primary) phone:
2101234567

Data custodian (primary) phone extension (if applicable):
123

Data custodian (primary) email:
ETCwebinar@gmail.com

Data custodian (secondary; optional) first and last name:

Note: ETC Participant fields are pre-populated and Data Custodian Primary information must be entered by the user to sign the DSA



My Agreements: Signing Data Sharing Agreements (DSA)

Cont'd

Data custodian (primary) email:
ETCwebinar@gmail.com

Data custodian (secondary; optional) first and last name:

Data custodian (secondary; optional) phone:

Data custodian (secondary; optional) phone extension (if applicable):

Data custodian (secondary; optional) email:

First and last name of authorized signatory:
John Doe

Title of authorized signatory:
APM Executive

Signature by authorized signatory:
John Doe

By checking this box I understand that I, John Doe certify that I have reviewed this agreement and I am ready to sign

Cancel Sign

Note: ETC Participant APM Executive Signatory fields are pre-populated

My Agreements: Signing Data Sharing Agreements (DSA)

Cont'd

The screenshot shows a web interface titled "My Agreements". At the top, there is a dropdown menu with the text "Pending HRSA Signature" and a downward arrow, which is highlighted with a red box. Below this is a section titled "Data Sharing Agreements". Underneath is a table with columns: "NPI/CCN", "Participant Name/LBN", "Agreement ID", "Agreement Start Date", "Agreement End Date", and "Actions". Each column has a corresponding filter button below it. The table contains one row of data: NPI/CCN: 642005, Participant Name/LBN: John Doe, Agreement ID: 62005-DSA1-MY1, Agreement Start Date: N/A, Agreement End Date: N/A. The "Actions" column for this row contains three icons: a left-pointing triangle, a circular refresh icon (highlighted with a red box), and a right-pointing triangle. Below the table, there is a pagination bar showing "Showing 1 to 1 of 1 forms", navigation arrows, a page number "1" in a circle, and a dropdown menu for "10".

Note: Once APM Executive user signing is complete, the DSA signing status is updated from Pending Participant Signature to Pending HRSA Signature




My Agreements:

Viewing Data Sharing Agreements (DSA)

My Agreements

Active

Data Sharing Agreements

NPI/CCN ↑↓	Participant Name/LBN ↑↓	Agreement ID ↑↓	Agreement Start Date ↑↓	Agreement End Date ↑↓	Actions
Filter by NPI/CCN	Filter by Participant Name/LBN	Filter by Agreement ID	Filter by Agreement Start I 📅	Filter by Agreement End D 📅	
111119	UAT FEB 2022 DF 9 adding to the LBN	11119-DSA1-MY1	April 21, 2022 10:23 AM	April 21, 2023 10:23 AM	 

Note: Once APM Executive user signs the agreement, the HRSA user and CMS user counter-signs the agreement to make the Data Sharing Agreement ACTIVE



Data Hub: Download Reports

Model: End-Stage Renal Disease (ESRD) Treatment Choices (ETC) ↕

Data Hub

☰ Notifications
📄 My Details
📄 My Agreements
👤 User Management
☰ **Data Hub**
⚙️ Configuration

📄 Data Files and Reports ☁️ CMS Direct Delivery ?

⚠️ **WARNING: This page contains sensitive information including Personally Identifiable Information (PII) and Protected Health Information (PHI).**

To extract and open files:

- CCLF zipped files: After downloading and extracting, use a text editing program such as **Notepad** or **Notepad ++ (PC users)** or **TextEdit (Mac users)** to open the individual files.
- You may also download free WinZip software to extract zipped files and Adobe Acrobat Software to open report pdfs.

Filter ETC Participants, CCN or NPI

Showing 5 of 343 Participants

	Participant ID	Participant Type
> ETC User	1111111110	Managing Clinician

Filter ETC Participants, CCN or NPI

Showing 5 of 343 Participants

▼ ETC User	Participant ID 1111111110	Participant Type Managing Clinician	MY1 / PPA1
------------	------------------------------	--	------------

📄 PPA Report ⓘ 📄 Attribution Beneficiary Data ⓘ

Data Hub: Download Reports Cont'd

The screenshot displays the Data Hub interface for an ETC User. At the top, the user's name is 'ETC User', and their role is 'Managing Clinician'. The participant ID is '1111111110'. A dropdown menu shows 'MY1 / PPA1'. Below this is a breadcrumb trail for 'PPA Report'. There are tabs for 'All', 'Active', and 'Archived', with 'All' selected. The main content area is a table of reports with columns for Name, Date Created, Size, Last Downloaded By, and Actions. The first row is highlighted, and its 'Actions' column contains a download icon and a share icon, both of which are circled in red. The table also includes a search bar for 'Display Name' and date range filters for 'From' and 'To'. The bottom right corner shows 'Items per page: 5' and '1 - 4 of 4'.

Name ↑	Date Created ↑	Size ↑	Last Downloaded By ↑	Actions
[Redacted]	04/27/2022, 10:02 AM EST	20.42 KB	—	[Download] [Share]
[Redacted]	02/25/2022, 8:59 AM EST	8.79 KB	—	[Download] [Share]
[Redacted]	02/15/2022, 1:15 PM EST	8.8 KB	—	[Download] [Share]
[Redacted]	02/01/2022, 6:33 PM EST	3.15 KB	—	[Download] [Share]

Questions & Answers

Final Overview



Key Upcoming Dates

Activities	Date
4i System Access Invitations Distributed	05/06/2022
Sign Data Sharing Agreement and View Participant(s)	05/06/2022
MY1/PPA1 Participant Signing Deadline	05/20/2022
Access Reports in 4i Datahub	06/01/2022

Note: Users who have not signed their DSAs will not have access to Reports in the 4i Datahub on 6/1/22



Technical Assistance

If you have questions or require technical assistance, please email:

ETC-CMMI@cms.hhs.gov

If you require Experian technical support please call:

1-800-854-7201

ETC Model Website:

<https://innovation.cms.gov/innovation-models/esrd-treatment-choices-model>

Note: Tip sheets will be located on the ETC Model Website

